



DSS32 THRU DSS36

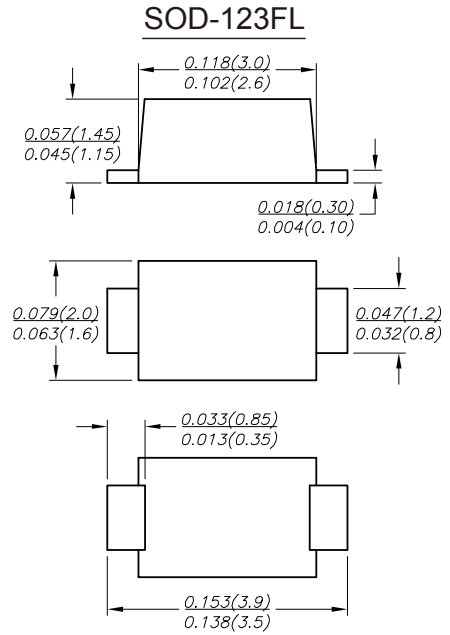
Surface Mount Schottky Barrier Rectifiers

FEATURES

- Glass passivated device
- Ideal for surface mounted applications
- Low reverse leakage
- Metallurgically bonded construction
- High temperature soldering guaranteed:
260°C/10 seconds, 0.375" (9.5mm) lead length,
5 lbs. (2.3kg) tension

MECHANICAL DATA

- Case:** SOD-123FL molded plastic body over passivated chip
- Terminals:** Plated axial leads, solderable per MIL-STD-750, Method 2026
- Polarity:** Color band denotes cathode end
- Mounting Position:** Any
- Weight:** 0.0007 ounce, 0.02 grams



MAXIMUM RATINGS AND ELECTRICAL CHARACTERISTICS

Ratings at 25°C ambient temperature unless otherwise specified.
Single phase half-wave 60Hz, resistive or inductive load, for capacitive load current derate by 20%.

	SYMBOLS	DSS32	DSS33	DSS34	DSS35	DSS36	UNITS
Maximum repetitive peak reverse voltage	V_{RRM}	20	30	40	50	60	V
Maximum RMS voltage	V_{RMS}	14	21	28	35	42	V
Maximum DC blocking voltage	V_{DC}	20	30	40	50	60	V
Maximum average forward rectified current	$I_{(AV)}$	3.0					A
Peak forward surge current 8.3ms single half sine-wave superimposed on rated load	I_{FSM}	70.0					A
Maximum instantaneous forward voltage at 3.0A	V_F	0.52	0.55		0.70		V
Maximum DC reverse current at rated DC blocking voltage	I_R	0.5					mA
		20.0					
Typical thermal resistance	$R_{\theta JA}$	95					K/W
Operating junction temperature range	T_J	-55 to +150					°C
Storage temperature range	T_{STG}	-55 to +150					°C



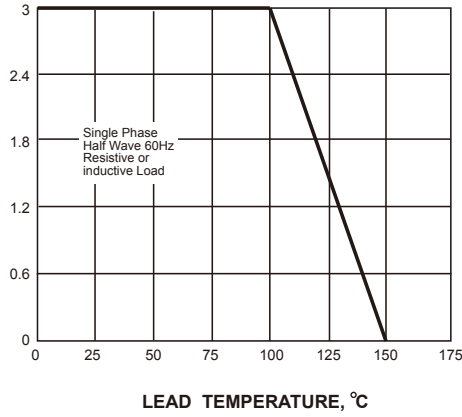


DSS32 THRU DSS36

Surface Mount Schottky Barrier Rectifiers

AVERAGE FORWARD RECTIFIED CURRENT, AMPERES

FIG. 1- FORWARD CURRENT DERATING CURVE



PEAK FORWARD SURGE CURRENT, AMPERES

FIG. 2-MAXIMUM NON-REPETITIVE PEAK FORWARD SURGE CURRENT

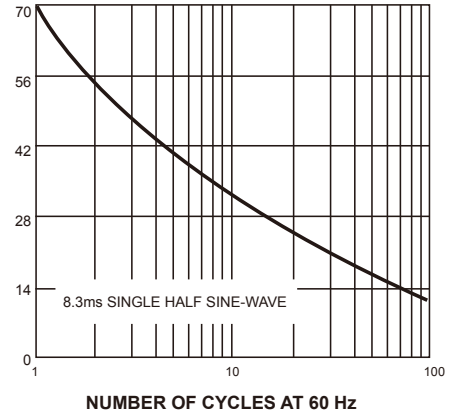
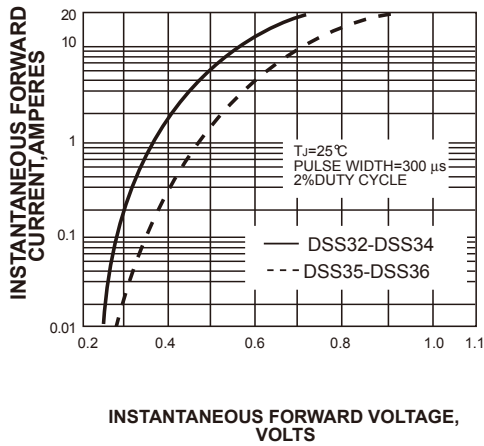


FIG. 3-TYPICAL INSTANTANEOUS FORWARD CHARACTERISTICS



INSTANTANEOUS REVERSE CURRENT, MILLIAMPERES

FIG. 4-TYPICAL REVERSE CHARACTERISTICS

