



FR201G THRU FR207G

2.0 AMPS. Fast Recovery Rectifiers

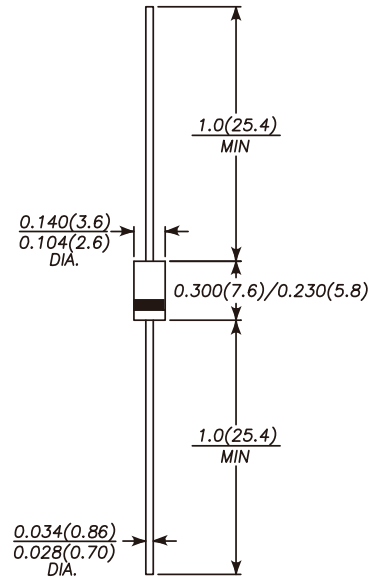
FEATURES

The plastic package carries Underwriters Laboratory Flammability Classification 94V-0
 High speed switching for high efficiency
 Low reverse leakage
 High forward surge current capability
 High temperature soldering guaranteed:
 260°C/10 seconds, 0.375" (9.5mm) lead length,
 5 lbs. (2.3kg) tension

MECHANICAL DATA

Case: JEDEC DO-15 molded plastic body
Terminals: Plated axial leads, solderable per MIL-STD-750, Method 2026
Polarity: Color band denotes cathode end
Mounting Position: Any
Weight: 0.014 ounce, 0.40 grams

DO-15



Dimensions in inches and (millimeters)

MAXIMUM RATINGS AND ELECTRICAL CHARACTERISTICS

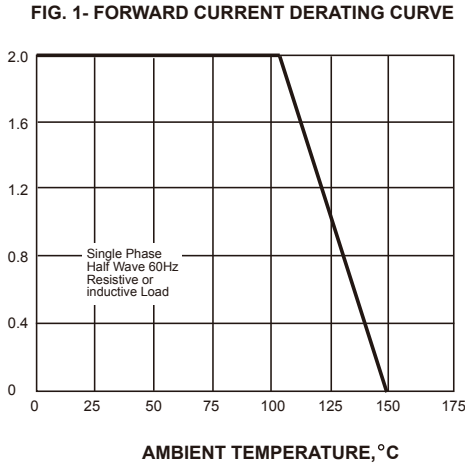
Ratings at 25°C ambient temperature unless otherwise specified.
 Single phase half-wave 60Hz, resistive or inductive load, for capacitive load current derate by 20%.

	SYMBOLS	FR 201G	FR 202G	FR 203G	FR 204G	FR 205G	FR 206G	FR 207G	UNITS
Maximum repetitive peak reverse voltage	V_{RRM}	50	100	200	400	600	800	1000	V
Maximum RMS voltage	V_{RMS}	35	70	140	280	420	560	700	V
Maximum DC blocking voltage	V_{DC}	50	100	200	400	600	800	1000	V
Maximum average forward rectified current 0.375" (9.5mm) lead length at $T_A=75^\circ\text{C}$	$I_{(AV)}$	2.0							A
Peak forward surge current 8.3ms single half sine-wave superimposed on rated load (JEDEC Method)	I_{FSM}	70.0							A
Maximum instantaneous forward voltage at 2.0A	V_F	1.3							V
Maximum DC reverse current $T_A=25^\circ\text{C}$ at rated DC blocking voltage $T_A=100^\circ\text{C}$	I_R	5.0 100.0							μA
Maximum reverse recovery time	t_{rr}	150				250	500		ns
Typical junction capacitance	C_J	40.0							pF
Typical thermal resistance	$R_{\theta JA}$	40.0							$^\circ\text{C/W}$
Operating junction and storage temperature range	T_J, T_{STG}	-55 to +150							$^\circ\text{C}$

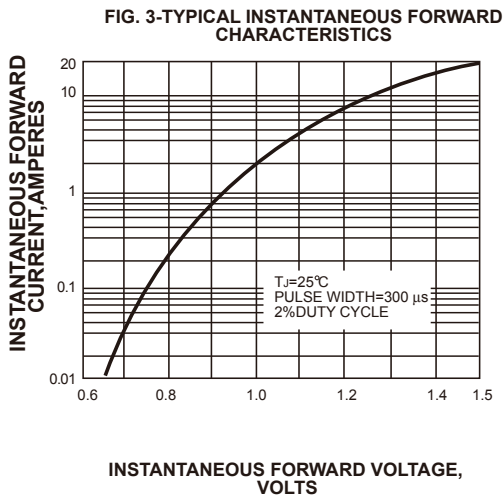
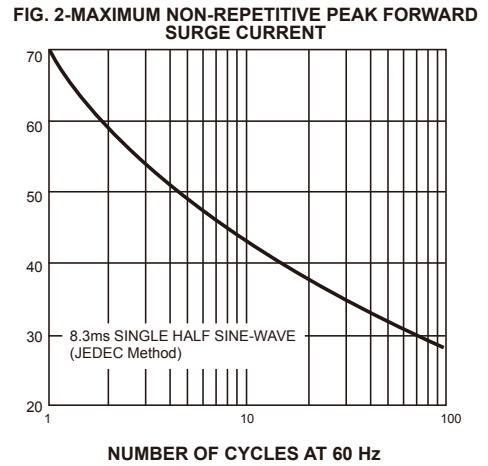
Note: 1. Reverse recovery condition $I_F=0.5\text{A}, I_R=1.0\text{A}, I_{rr}=0.25\text{A}$
 2. Measured at 1MHz and applied reverse voltage of 4.0V D.C.



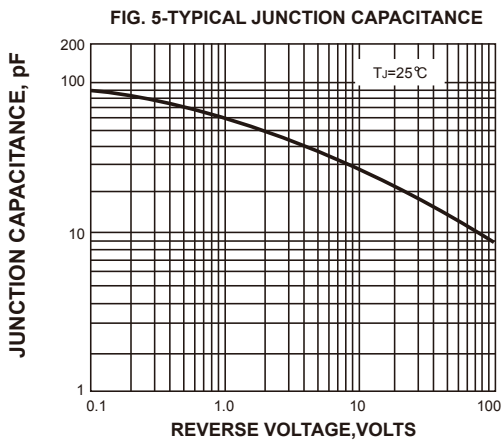
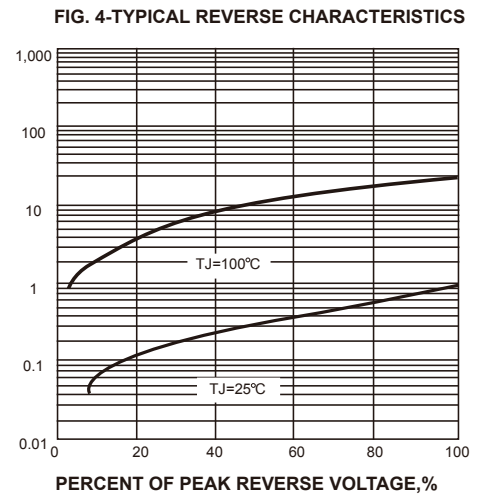
AVERAGE FORWARD RECTIFIED CURRENT, AMPERES



PEAK FORWARD SURGE CURRENT, AMPERES



INSTANTANEOUS REVERSE CURRENT, MICROAMPERES



TRANSIENT THERMAL IMPEDANCE, $^\circ\text{C/W}$

